
VOX BLE-MIDI Driver for Windows

Adio Air GT/BS can connect wirelessly with Windows 8.1 and Windows 10 computers using Bluetooth low energy (LE) and the VOX BLE-MIDI driver.

Supported Operating Systems

Windows 8.1

Windows 10

Requirements

PC with hardware support for Bluetooth low energy

USB Bluetooth low energy Adapter

The following adapters have been tested and are known to work with the VOX BLE-MIDI Driver:

Windows 8.1 and Windows 10

SANWA MM-BTUD44

ELECOM logitec LBT-UANO4C1BK

PLANEX COMM. BT-Micro4

PRINCETON PTM-UBT7

k2w trade USB BLUETOOTH DONGLE

Kensington Bluetooth 4.0 USB Adapter

Panda Wireless Panda Wireless BT 4.0

SoundBot SB340

GHS2 BT403

TREND NET TBW-106UB

Windows 10 only

IO DATA USB-BT40LE

inateck BTA-BC4B6

plugable USB-BT4LE

IOGEAR GBU521

Compatible Products

Adio Air GT/BS

For Bluetooth connection

Use Windows Bluetooth settings to connect the computer with the Bluetooth MIDI device. Connection using the dedicated software that comes with the Bluetooth USB adapter is not supported.

Driver installation

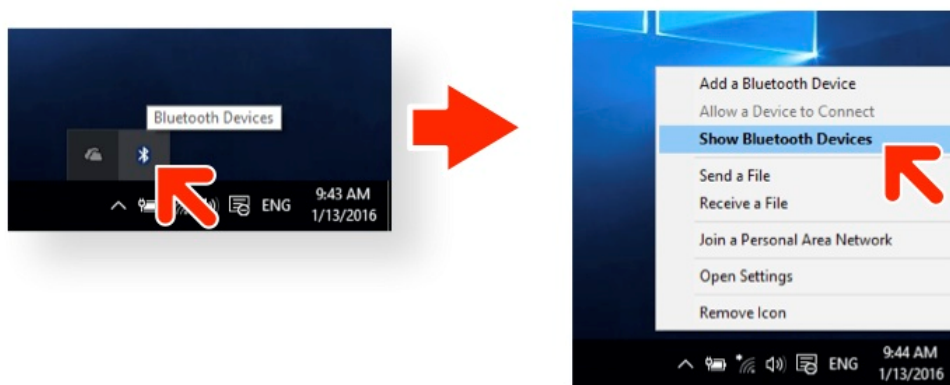
Run Setup.exe and follow the instructions to install.

In order to install or uninstall the driver, you must have full administrative privileges. If you do not have the necessary privileges, please contact your system administrator.

Connections

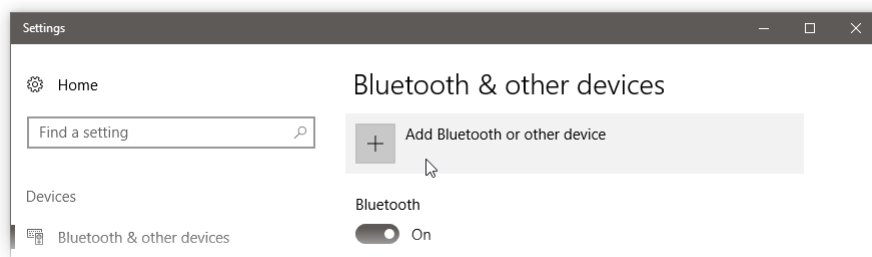
First “Pairing” process is required to connect Windows and a Bluetooth MIDI device.

1. Turn on the Bluetooth MIDI device, and enable its wireless functionality.
2. Click the Bluetooth icon in the task tray, and choose “Show Bluetooth Devices.”

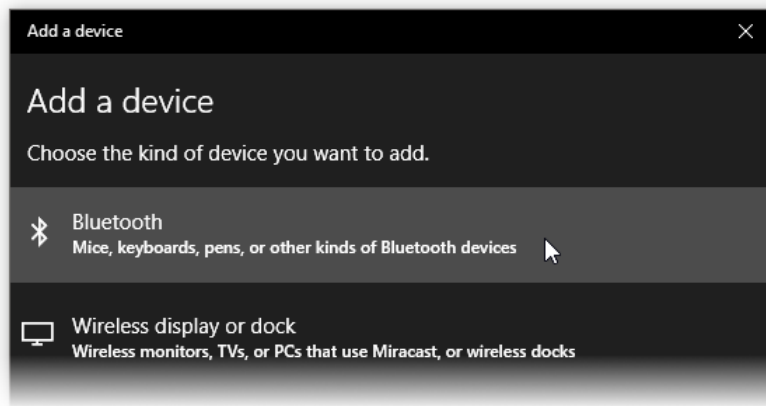


3. Click “Add Bluetooth or other device” in the “Bluetooth & other devices” windows.

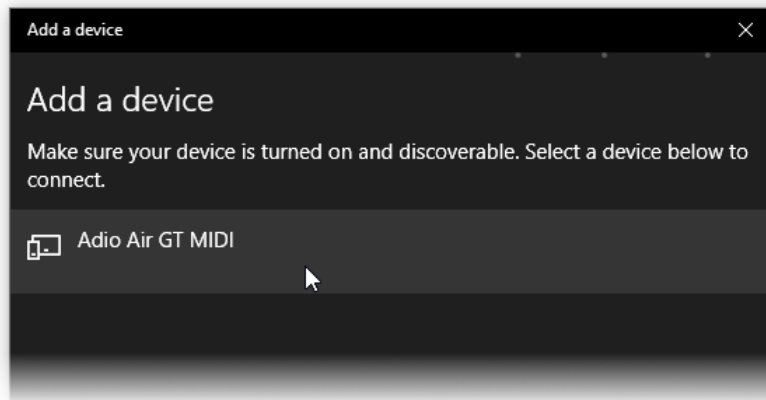
TIP If the version of Windows is before Windows 10 Creators Update, “Manage Bluetooth devices” window will be shown. Choose a device indicated as “Ready to pair” and click “Pair”, then proceed to the 6.



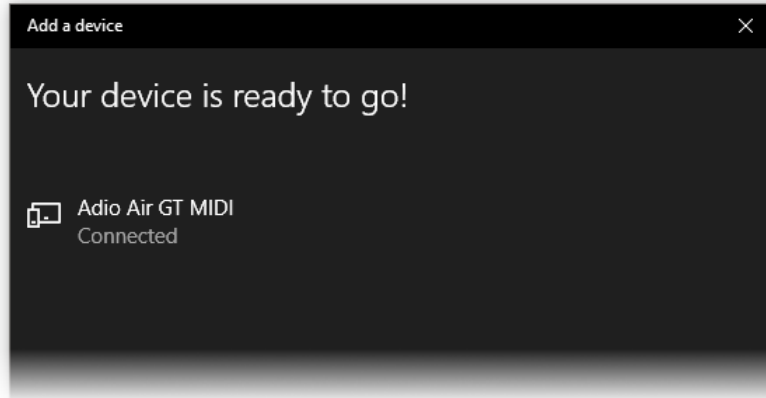
4. Select "Bluetooth" in "Add a device" window.



5. Select your device from the list.



6. Once the device is connected to Windows, "Connected" is shown and click "Done".



7. Launch the MIDI application such as Tone Room and the connection will be finished.

Note

- This cannot be used by multiple MIDI applications simultaneously.
- If the Bluetooth MIDI device fails to connect to the PC when you launch the MIDI application, please remove the device from the list of the "Bluetooth & other devices" window or the "Manage Bluetooth devices" window and pair it again.
- After installing the major update like Windows 10 Creators Update, please remove the all Bluetooth MIDI devices previously paired from the list of the "Bluetooth & other devices" window and pair the devices again.



Vox Amplification Ltd.

1 Harrison Close, Knowlhill, Milton Keynes, MK5 8PA. UK

www.voxamps.com